



2019

**Annual Water Quality
& Business Report**

- Our Water
- Our Community
- Our Future

Dear Lakewood Water District Customers



(Left to right) John Korsmo Jr., President; Greg Rediske, Vice President, and Gary Barton, Secretary

These have certainly been unprecedented times, presenting challenges, situations, and limitations none of us saw coming or ever imagined. But it happened. And as an essential service provider, we have prevailed from the beginning and are continuing to prevail in maintaining the strength and sustainability of our water system and the continued delivery of safe, dependable drinking water to each faucet in each home within the communities we serve—without issue or interruption. The quality and safety of your water has not been compromised; **COVID-19 has not been detected in drinking water supplies—not ours, not any water supply in our state.**

We continue to follow the guidelines in the Governor’s proclamations, including suspended water shutoffs and penalties for delinquency in paying water bills, social distancing, and sanitation measures. Additionally, your Lakewood Water District has led the way in providing a COVID-19 Customer Assistance Program plan to help our customers and provide a template for other water utilities to help them help their customers as well.

Our office has been closed to the public since March 16. A number of our Customer Service and Accounting staff members have been working from home since March 20, still doing all they can to take the best care of our customers, sometimes despite the “help” from their adolescent, canine, and/or feline “assistants.” We are very proud of how efficiently and productively they have worked from home. After six weeks of working with one-third of our field staff on a three-day rotation to cover the core functions of the District, it was necessary to bring our entire field staff back in full time to address the backlog of work and all that is still to be accomplished by year-end. Again, we are very proud of the great job the field staff are doing and stepping up to the plate to handle the backlog while maintaining top-notch District operations. Our management team, led by General Manager Randy Black, has worked faithfully and tirelessly on site the


entire time, taking care of our staff and overseeing the work of the District. Many of our management team have been out in the field and “in the trenches” assisting and serving where they can. We are all **extremely** grateful that each and every one of our staff and their families have remained safe and healthy throughout this pandemic.

You can typically find out the strength of any organization when a problem and/or a crisis arises by how they respond. But, what about—or who was expecting—a Pandemic? The Lakewood Water District has demonstrated their strength through the dedicated staff we employ. Our staff and their leadership have been exceptional, from the early notifications of business closure, through the protocols of being classified as an essential business, to our current reopening in phases. Our staff and their performance have been exemplary. We have continued to provide consistent professional services and deliver our most precious quality resource, our local water, without interruption or concern. Please join us as Commissioners who have the privilege to serve you with these talented and skilled staff members, to applaud them for their dedication, loyalty, and performance during this time.

As reflected in this Annual Water Quality & Business Report, our “return to a new normal” is more than just coming thru this crisis; it’s coming thru it bigger, better, stronger, wiser and more resilient, determined, committed, responsive, responsible, resolved, and thankful. May we all continue to follow the CDC guidelines to help ensure we all have a safe, healthy, and enjoyable summer doing the things we love to do with those we love to do them with.

Take care,

*Your Lakewood Water
District Commissioners*



LWD Allstars!
Thank you



RANDY



BOB



DOREEN



BRENT



CHRIS



CHRISTIAN



CLARK



CHRISTIE



DAVID



DON



ERIC



IAN



MEGAN



KEGAN



KYLE



LUKE



PHILIP



MARIKA & DRESON



TYLER




ZAC



ROD



CRAIG



AMBER & BART



RYAN



AUBURN



BOBBY



DEBBIE



JAKE



SETH



CARRIE



TOOTHLESS



MICHELLE



CHAGA



SANDY



JORDAN



SAM



TERI



SHAUN



KEVIN

Lakewood Water District Projects



(Above) Eric uses a mini-excavator to load spoils into a dump truck

2020 PROJECTS IN PROGRESS

- 32nd Avenue R&R from 96th to South Tacoma Way
- Sylvan Park R&R Phase 4
- Wholesale Transmission Main New Booster Pump Station and Upgrades to Existing BPS
- Nyanza Tank Replacement



(Above) Kyle and Tyler use rented vac truck to free meter boxes of tree roots without having to remove trees

PROJECTS COMPLETED IN 2019

- Arrowhead R&R Phase 2
- Pacific Highway R&R from 112th to 109th to I-5
- 123rd St. R&R from Bridgeport Way to 47th Ave.
- Fort Steilacoom Park R&R
- G-3 Well Drilled
- N-3 Well Drilled
- Ponders GAC System
- Ponders Facilities Replacement



(Above) Chris and Kyle work on overtime main break at Dutch Bros. Coffee off Steilacoom Blvd.

2020 PROJECTS IN DESIGN /DESIGNED

- Naomilawn, Dolly Madison, Frances Folsom R&R (2019)
- Gravelly Lake Drive R&R from Washington to Nyanza (COL project)
- Washington Boulevard R&R from Gravelly Lake Drive (near Interlakken) to Edgewood then south to North Gate; also south on Vernon 2 blocks (COL Project, dependent upon Federal funding)
- 39th Avenue R&R Phases 2 and 3 (maybe; dependent on Federal funding)
- Front Street R&R from 89th to 96th (maybe; dependent on Federal funding)

2020 PROJECTS COMPLETED

- Veterans Drive R&R
- Arrowhead R&R Phase 3
- Wholesale Transmission Main Extension (WTME)
- 32nd Avenue SW R&R
- 39th Avenue R&R Phase 1 from Steilacoom Blvd to 94th



(Above) Bobby using manlift to change bulbs in yard lights and check security cameras

Are We Being Affected by PFAS?

The District Board of Commissioners and staff have been faithfully reporting to you over the last couple of years the District's monitoring of the PFAS situation as it relates to what it is, where we believe it is coming from, and what we are doing to keep your water safe. We want to reinforce our priority which is, Lakewood Water District is committed to providing you with safe and reliable drinking water. As part of that commitment, the District has been voluntarily testing our wells since the spring of 2017 for poly- or perfluoroalkyl substances, referred to as PFAS.

PFAS is a category of chemicals used in numerous products across the U.S. for many years. Uses include non-stick pans, carpets, food paper wrappers, and flame retardants. Six of our 30 active wells have tested positive for low levels of PFAS. The most likely source of the PFAS is firefighting foam used at Joint Base Lewis McChord (JBLM).

There are many different types of PFAS. Two of them—PFOS and PFOA—currently have U.S. Environmental Protection Agency (EPA) health advisory levels. The Washington Department of Health (DOH) is in the process of developing State Action Levels for these and four other PFAS compounds. Those new limits could be in place as early as the beginning of 2021. Both EPA and State levels are designed to be conservative, considering the most sensitive populations over years of exposure.

Lakewood Water District is being proactive in addressing PFAS in our system. Two of our wells exceeded EPA advisory levels and were removed from service before they exceeded the levels. At one of those sites, Ponders Wellsite, the District recently installed granular activated carbon (GAC) contactors

that remove PFAS. We are considering adding treatment at other wells, or we may need new wells that draw water from the deeper, unaffected aquifers.

Our top priority is protecting the health of our customers, and we will continue to monitor PFAS levels in our wells and comply with all existing and upcoming health standards. If you are still worried about PFAS, you can treat your water at home with filters that use granular activated carbon (GAC), the same type of treatment the District is installing at Ponders Wellsite. Examples are filters by PUR® or Brita®—look for “activated carbon” in the product description.

Lakewood Water District is committed to keeping our customers informed around our emerging PFAS concerns. Previously, we've shared information through this newsletter, the website, and community presentations, and we will continue these ongoing communications.

As our valued customer, we will keep you informed as more guidance becomes available and as we make decisions about our water supply system. For more information on PFAS and actions taken by the Lakewood Water District, please visit our website at www.lakewoodwater.org and click on “Your Water.” If you would like further information from the EPA, you can visit their website at www.epa.gov or from the State Department of Health website at www.doh.wa.gov; click on “Community and Environment” and then “Drinking Water.”



Lakewood Water District Balance Sheet Year Ended December 31, 2019


Unaudited

Assets	(\$) Dollar amounts
Cash and Investments	2,091,759
Other Current Assets	3,123,178
Total Current Assets	5,214,937
Noncurrent Assets	18,846,703
Total Net Utility Plant	102,395,431
Deferred Outflows	415,813
TOTAL ASSETS	126,872,884
Liabilities	
Current Liabilities	3,703,435
Bonds Payable and Other Noncurrent Liab	54,402,975
Retained Earnings	68,076,887
Deferred Inflows	689,587
TOTAL LIABILITIES & EQUITY	126,872,884

Another Clean Audit... now 24 Years and Counting

The State Auditor's Office completed its annual audit of the District's accounts and records and again awarded the District a clean report. The SAO's official Accountability Audit and Financial Statement Audit Reports again noted no deficiencies and, again, complimented the District on its strong financial policies, precise accounting internal controls, and competent and cooperative staff.

For more information on our audit history, please consult our website at www.lakewoodwater.org.



(Above) David, Michelle, Philip, and Marika from our Finance Department here at Lakewood Water District, here to serve you.

The Source of Your Water

The District's sole source of water is from underground aquifers—water-bearing strata of permeable rock, sand, or gravel. No surface water, desalinated water, or recycled water is used. The District has a total of 30 active wells which, together, provide a maximum production capacity of 34 million gallons per day (mgd), with a total water right capacity to pump up to over 60+ mgd.

The District's 30 active wells are in four aquifers—A, C, E, and G—with A being the shallowest and G being the deepest. Aquifers are generally of glacial origin and tend to be coarse-grained and highly permeable. There are three Aquitards—B, D, and F—layered between the four aquifers. Aquitards are strata of finer-grained and less-permeable layers and usually of interglacial origin. The District's aquitards are made up of sediments deposited by the ancestral Nisqually and Puyallup rivers. Historical sedimentation is not unlike the alluvium presently being deposited by these rivers today.

Recharge (replenishing) of the aquifers comes from local rainfall in the Clover/Chambers drainage basin. The District's deepest aquifers—E and G—will most likely receive some additional, deep underflow recharge from the south Puyallup /Graham area westward to the Puget Sound, including snowpack from Mt. Rainier.



(Below) Ryan takes a water sample from one of our many sampling stations throughout the District



WATER USE EFFICIENCY RULE

The District is compliant with all facets of the Water Use Efficiency Rule. In 2019, the District's lost water was at 9.9 percent, bringing its three-year average to 8.5 percent. The continued success of our AMI System and 50-year R&R and ever-expanded Leak Detection programs has assisted the District in meeting its WUE goals as set the State Department of Health at 10 percent or less.

For Your Health

IMPORTANT INFORMATION FROM THE ENVIRONMENTAL PROTECTION AGENCY (EPA)

Drinking water, including bottled water, may reasonably be expected to contain at least small amounts of some contaminants. The presence of contaminants does not necessarily indicate the water poses a health risk.

Some may be more vulnerable to contaminants in drinking water than the general population. The following can be particularly at risk of infection: the immuno-compromised, such as those with cancer undergoing chemotherapy; those having had organ transplants, HIV/AIDS, or other immune system disorders; and some elderly and infants. These should seek advice about drinking water from their healthcare providers.

More information about contaminants and potential health effects, and EPA/CDC guidelines on appropriate means to lessen the risk for infections by cryptosporidium and microbial contaminants, is available from the Safe Drinking Water Hotline at 1.800.426.4791.



(Above) Jake checks stream levels at Ponce de Leon

Monitoring Our Lakes and Streams

We consistently keep an eye on the levels of select lakes and streams in our service area.

The lake levels are indicators of the water table level in the Steilacoom Gravel, deposited by the receding Vashon Glacier. Water in the gravel also leaks through the Vashon till or springs out above the till, adding to the flows of the area's major springs such as Ponce de Leon, Chambers, Garrison, and Sequelichew. The District collects monthly data from gauges on Ponce de Leon and on five lakes (American, Gravelly, Hidden, Louise, and Waughop). This information, together with the data collected from the Pierce County Stream Team, is vital to the District's Aquifer Management Program as well as the Tacoma-Pierce County Health Department's long-term groundwater monitoring program.

2019 Water Quality Sampling/Monitoring Report

Your water meets all federal, state, and local quality standards, ensuring that you enjoy safe, clean, potable water. Not listed are 63 volatile organic chemicals for which we tested, all resulting in either Not Detected (ND) or well below the Maximum Contaminant Level (MCL). The number and frequency of non-bacteriological samples are determined by the Water Quality Monitoring Schedule (WQMS) issued by the Washington State Department of Health (DOH).

Sample Type	Samples Taken Per Year	Last Sample Year	Next Sample Year	EPA/DOH MCL (max level allowed)	LWD Highest Level Detected	LWD Lowest Level Detected	Number of Samples Over MCL	AL (action level)	Typical Sources
Arsenic ¹	DOH WQMS List	2019	TBD	10 ppb	5 ppb	<1 ppm	0		Erosion of natural deposits
Asbestos	1 every 9 yrs	2011	--	--	--	--	--	--	Friable fiber
Copper	30 every 3 yrs	2017	2020	N/A	0.35 ppm	<.05 ppm	0	1.3 ppm	Household plumbing
Fecal Coliform	840 per yr	2019	2020	0	ND	ND	0	0	Human and animal fecal waste
Total Coliform	840 per yr	2019	2020	<5% positive	ND	ND	0	0	Found throughout the environment
Haloacetic Acids	2 per yr	2019	2020	60 ppb	ND	ND	0	0	Disinfection by-product
Lead ²	30 every 3 yrs	2017	2020	N/A	8 ppb	<1 ppb	0	15 ppb	Household plumbing
Nitrates	22 per yr	2019	2020	10 ppm	1.90 ppm	<0.2 ppm	0	0	Erosion of natural deposits
Total Trihalomethanes	2 per yr	2019	2020	80 ppb	3.86 ppb	ND	0	0	Disinfection by-product



Our Testing Resulted In No Violations

The chart above only reflects a portion of the testing LWD performs. Complete Source Water Assessment (testing result information) is available at the District office.

Table Term Definitions:

- **AL:** Federal Action Level. Must take action to minimize levels if concentrations exceed these numbers.
- **MCL:** Maximum Contaminant Level. The highest level of a contaminant allowed in drinking water.
- **ND:** Not Detected
- **ppb:** parts per billion, or micrograms per liter (ug/L)
- **ppm:** parts per million, or milligrams per liter (mg/L)
- **WQMS:** Water Quality Monitoring Schedule

One part per million corresponds to one minute in two years or a single penny in \$10,000.
One part per billion corresponds to one minute in 2,000 years or a single penny in \$10,000,000.

¹ Your drinking water currently meets the EPA's revised drinking water standard for arsenic; however, it does contain low levels of arsenic. There is a small chance that some people who drink water containing low levels of arsenic for many years could develop circulatory disease, cancer, or other health problems. Most types of cancer and circulatory diseases are due to factors other than exposure to arsenic. The EPA's standard balances the current understanding of arsenic's health effects against the costs of removing arsenic from drinking water.

² If present, elevated levels of lead can cause serious health problems, especially for pregnant women and young children. Lead in drinking water is primarily from materials and components associated with service lines and home plumbing. Lakewood Water District is responsible for providing high quality drinking water but cannot control the variety of materials used in plumbing components. When your water has been sitting for several hours, you can minimize the potential for lead exposure by flushing your tap for 30 seconds to 2 minutes before using water for drinking or cooking. If you are concerned about lead in your water, you may wish to have your water tested. Information on lead in drinking water, testing methods, and steps you can take to minimize exposure is available from the Safe Drinking Water Hotline at 800.426.4791 or at www.epa.gov/safewater/lead.

If you would like to learn more about our water, or have questions regarding water quality or what you can do to help keep our water supply clean and safe, please contact us at Lakewood Water District or any of the following:

Lakewood Water District
11900 Gravelly Lake Drive SW
Lakewood, WA 98499
www.lakewoodwater.org, 253.588.4423

Randall M. Black, General Manager
Email: rblack@lakewoodwater.org

Washington State Department of Health (WDOH)
www.doh.wa.gov/ehp/dw

Environmental Protection Agency (EPA)
www.epa.gov/safewater

Safe Drinking Water Hotline
800.426.4791, email: hotline-sdwa@epa.gov

To request additional copies of this year's Annual Water Quality & Business Report, please contact the District office at 253.588.4423 or csweb@lakewoodwater.org

You can also access this report on our website at www.lakewoodwater.org



Lakewood Water District
11900 Gravelly Lake Drive SW
Lakewood, WA 98499

PRSR STD
U.S. POSTAGE
PAID
Permit #1
Seattle, WA

Comparisons of Lakewood Water District Rates with Surrounding Utilities

